



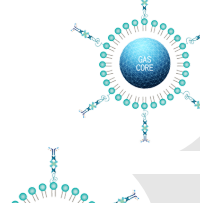
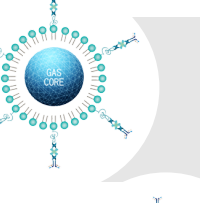
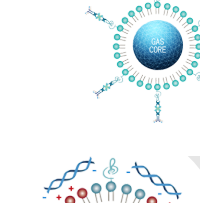


	<i>Product Line</i>	<i>Product Name</i>	<i>Size Distribution</i>	<i>Concentration</i>	<i>Description</i>
	USphere™ Prime	Prime	1.1-1.4µm	$>2.5 \times 10^{10}$ microbubbles/ml; Each vial contains 0.8ml	USphere Prime agents are plain microbubbles. This agent contains perfluoropropane (C ₃ F ₈).
	USphere™ Prime	Prime (C ₄ F ₁₀)	1.1-1.4µm	$>2.5 \times 10^{10}$ microbubbles/ml; Each vial contains 0.8ml	This agent contains perfluorobutane (C ₄ F ₁₀).
	USphere™ Tracer	Tracer FD-Red	1.1-1.4µm	$>2.5 \times 10^{10}$ microbubbles/ml; Each vial contains 0.8ml	Tracer FD agents are plain microbubbles which have been modified to have a fluorescent dye inside. The Tracer FD-Red agent utilizes DiI, with excitation at 549nm and emission at 565nm.
	USphere™ Tracer	Tracer FD-Green	1.1-1.4µm	$>2.5 \times 10^{10}$ microbubbles/ml; Each vial contains 0.8ml	Tracer FD-Green agents utilize DiO, with excitation at 484nm and emission at 501 nm.
	USphere™ Labeler	Labeler LB (Biotin)	1.1-1.4µm	$>2.5 \times 10^{10}$ microbubbles/ml; Each vial contains 0.8ml	Labeler LB agents have been functionalized to allow researchers to conjugate targeting moieties or antibodies to the microbubble. The Labeler LB (Biotin) agent has been functionalized with a biotin molecule.
	USphere™ Labeler	Labeler LA (Biotin and Avidin)	1.1-1.4µm	$>2.5 \times 10^{10}$ microbubbles/ml; Each vial contains 0.8ml	The Labeler LA (Biotin and Avidin) agent has been functionalized with biotin-avidin molecule on the phospholipid shell.
	USphere™ Labeler	Labeler FLA (LA with Fluorescence)	1.1-1.4µm	$>2.5 \times 10^{10}$ microbubbles/ml; Each vial contains 0.8ml	The Labeler FLA (Biotin and Avidin) agent has been functionalized with a biotin-avidin molecule on the phospholipid shell; additionally, FITC is linked to the avidin molecule to confirm the targeted site of the microbubbles by other techniques
	USphere™ Labeler	Labeler LS (Biotin and Streptavidin)	1.1-1.4µm	$>2.5 \times 10^{10}$ microbubbles/ml; Each vial contains 0.8ml	The Labeler LS (Biotin and Streptavidin) agent has been functionalized with a biotin-streptavidin molecule.
	USphere™ Trans+	Trans+ TP	1.1-1.4µm	$>2.5 \times 10^{10}$ microbubbles/ml; Each vial contains 0.8ml	USphere Trans+ TP agents have been functionalized with a positively charged surface. These microbubbles can easily yield a high payload of DNA or RNA making gene transfection more targeted, effective, and simpler than traditional gene transfection techniques. Note - Sonoporation is needed in combination with these microbubbles to facilitate gene transfection at a targeted location.