

VivoQuant™

New Release

Quantitative Analysis Tools for Discovery and Clinical Applications

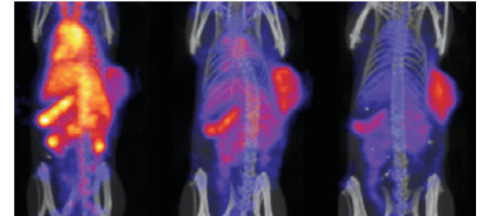
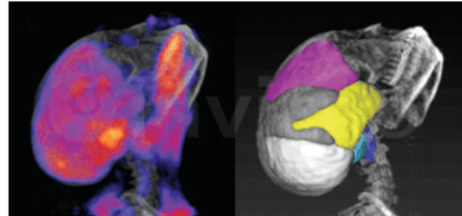
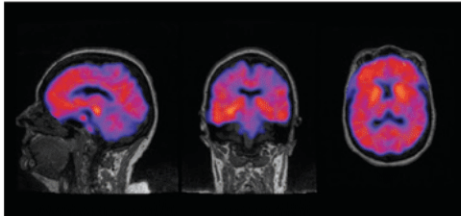
VivoQuant 2020 is the latest version of Invicro's quantitative image analysis platform. This release includes many new functional enhancements to support multi-modality, multi-species image processing applications. As a vendor neutral software product, VivoQuant 2020 streamlines image analysis research studies across all phases of drug discovery and development.

Advanced Add-on Modules

- ✔ 3D Brain Atlas Tool
- ✔ B/M-Mode Ultrasound Analysis Tool
- ✔ 2D CiQuant Plug-in Tool
- ✔ Multi-Atlas Segmentation Tool
- ✔ Pharmacokinetic Modeling Tool
- ✔ Functional MRI Tool

SUPPORTED APPLICATIONS

- ✔ Visualization
- ✔ Biodistribution
- ✔ Region Volume
- ✔ Tracer Kinetics



FEATURES & BENEFITS

Feature

Overlapping ROI Selection

Integration with iPACS

Three-Dimensional Rendering Function

Integrated Image Analysis Tools

Benefits

✔ Precisely analyze overlapping ROIs to compare signal intensities across different regions and subregions.

✔ Reliably upload larger image files (>200MB) and reduce submission failure rates.

✔ Apply balancing, shading, orientation, color, and lighting parameters to enhance 3D image renderings for presentations and publications.

✔ Improve analyses using the Multi-Atlas segmentation (MAS) tool, K-Means Segmentation Algorithm, and Cortical Thickness Tool.